

Payment via CIMB internet banking

Step to make payment via cimbclicks

Step 1


Log in to cimbclicks portal



The screenshot shows the login page for CIMB Clicks Internet Banking Malaysia. At the top, there is a navigation bar with links for "First Time Login", "Forgot ID", "Forgot Password", "FAQ", and "Demo". Below this is a home icon. The main content area features a large background image of a padlock and a globe. The text "Welcome to CIMB Clicks Internet Banking Malaysia" is prominently displayed. A "User ID" input field is provided, followed by a "Submit" button and a "Clear" button. A customer care hotline number is also listed: "For other online banking enquiries, call our Customer Care hotline at 1 300 880 900 or 603-2295 6100 if you're overseas (24 hours daily, including holidays)." Logos for "WebBank" and "CIMB Finance" are visible in the bottom left corner.

Step 2

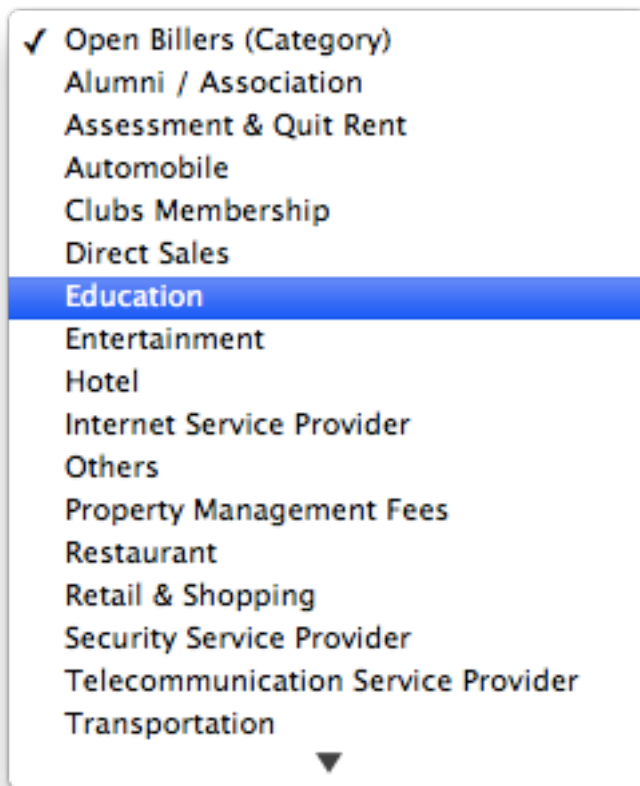
Under menu pay → Bill payment



The screenshot shows a navigation menu with three main categories: "Pay", "Top Up", and "Mobile Banking". The "Pay" category is expanded, showing a sub-menu with "Bills" and "CIMB Credit Cards".

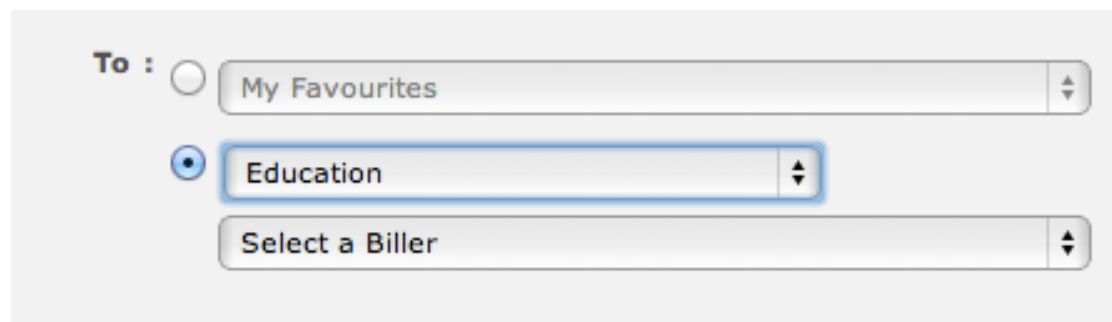
Step 3

Please select your account → Open Biller → Education



A dropdown menu with a white background and a blue border. The menu is open, showing a list of account categories. The first item is 'Open Billers (Category)' with a checkmark to its left. Below it are 'Alumni / Association', 'Assessment & Quit Rent', 'Automobile', 'Clubs Membership', 'Direct Sales', 'Education' (highlighted with a blue background), 'Entertainment', 'Hotel', 'Internet Service Provider', 'Others', 'Property Management Fees', 'Restaurant', 'Retail & Shopping', 'Security Service Provider', 'Telecommunication Service Provider', and 'Transportation'. A small black triangle points downwards at the bottom center of the menu.

- ✓ Open Billers (Category)
- Alumni / Association
- Assessment & Quit Rent
- Automobile
- Clubs Membership
- Direct Sales
- Education
- Entertainment
- Hotel
- Internet Service Provider
- Others
- Property Management Fees
- Restaurant
- Retail & Shopping
- Security Service Provider
- Telecommunication Service Provider
- Transportation



A form with a light gray background. It starts with the label 'To :'. There are three radio buttons to its right. The first radio button is unselected and is followed by a dropdown menu containing 'My Favourites'. The second radio button is selected (indicated by a blue dot) and is followed by a dropdown menu containing 'Education'. The third radio button is unselected and is followed by a dropdown menu containing 'Select a Biller'. Each dropdown menu has a small black triangle pointing up and down on its right side.

To : My Favourites Education Select a Biller

Step 4

Select Biller → Universiti Kuala Lumpur MICET

▲

KOLEJ POLY-TECH MARA – KESERDAR
KOLEJ POLY-TECH MARA – KOTA BHARU
KOLEJ POLY-TECH MARA – KUALA LUMPUR
KOLEJ POLY-TECH MARA – KUANTAN
KOLEJ POLY-TECH MARA – PENDAFTARAN PELAJAR BARU
KOLEJ POLY-TECH MARA – SEMPORNA
Kolej Islam Darul Ridzuan (KISDAR)
Kolej Risda Sdn Bhd
Kolej Shahputra
Kolej Yayasan Melaka
Lembaga Biasiswa Negeri Kedah
Linguaphone Distributors Sdn Bhd
MAHSA UNIVERSITY COLLEGE
MALAYSIAN FINANCIAL PLANNING COUNCIL
Maju Institute of Educational Development (MIED)
Malaysia University Of Science and Technology
Malaysian Institute of Accountants (MIA)
MiCoST
Multimedia College Sdn Bhd
Open University Malaysia (OUM)
PSDC SDN BHD
PTPTN – Bayaran Balik Pinjaman Pendidikan
PTPTN–Skim Simpanan Pendidikan Nasional (SSPN)
SAPURA SMART SCHOOL
Shermont Graduate Studies Sdn Bhd
Stamford College (PJ) Sdn Bhd
Sunway College Johor
Sunway Education Group Sdn Bhd
Sunway International Business & Management
Swinburne Sarawak Sdn Bhd
Taylor's College Sri Hartamas
Taylor's College Subang Jaya
Taylor's University
Twintech Int Univ College of Technology
UNIVERSITI TELEKOM SDN. BHD.(MMU)
USM – Bayaran Borang Permohonan Jarak Jauh
USM – Bayaran Borang Permohonan Kemasukan Khas
USM – Bayaran Borang Permohonan Saluran Kedua
USM – Bayaran Borang Permohonan Warga Emas
USM – Borang Permohonan Diploma Kejururawatan
USM – Yuran Pelajar Ijazah Tinggi
USM – Yuran Pelajar Jarak Jauh
UniKL British Malaysian Institute (BMI)
UniKL Inst of Product Design and Manufacturing (IPROM)
UniKL Malaysia France Institute (MFI)
UniKL Malaysian Inst of Aviation Tech (MIAT)
UniKL Malaysian Inst of Chem & Bioeng Tech (MICET)
UniKL Malaysian Inst of Information Technology (MIIT)

▼

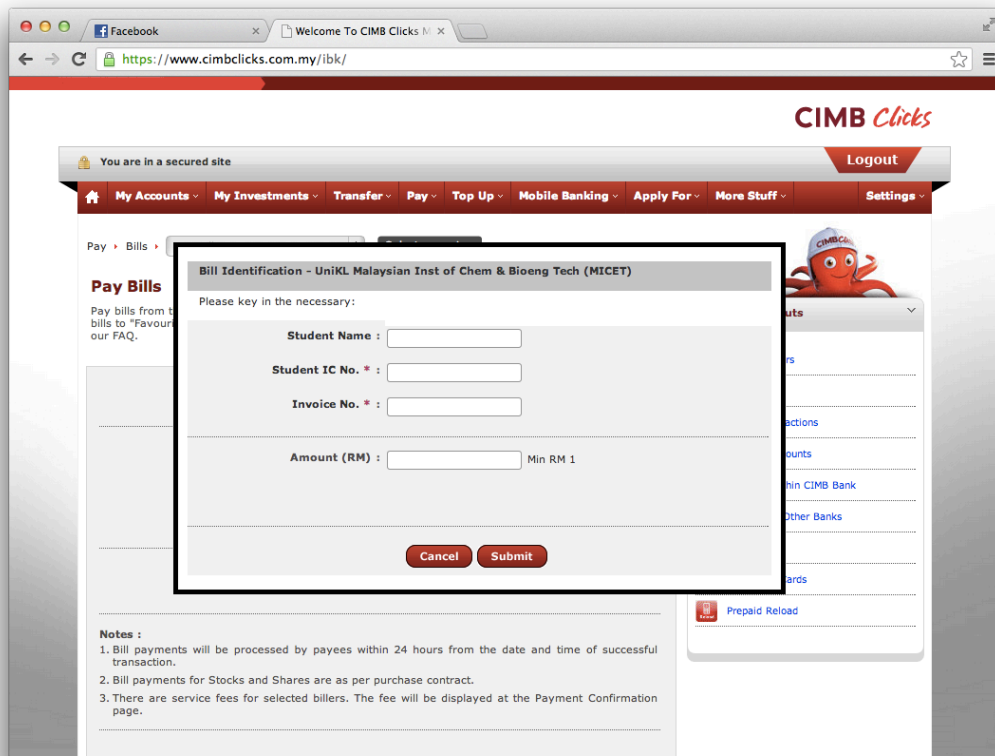
To : My Favourites

Education

UniKL Malaysian Inst of Chem & Bioeng Tech (MICET)

Step 5

Please fill in your details as required by system



The screenshot shows the CIMB Clicks website interface. The browser address bar displays <https://www.cimbclicks.com.my/ibk/>. The page header includes the CIMB Clicks logo and a 'Logout' button. A navigation menu contains links for 'My Accounts', 'My Investments', 'Transfer', 'Pay', 'Top Up', 'Mobile Banking', 'Apply For', 'More Stuff', and 'Settings'. The main content area is titled 'Pay Bills' and features a 'Bill Identification - UnKL Malaysian Inst of Chem & Bioeng Tech (MICET)' form. The form prompts the user to 'Please key in the necessary:' and includes the following fields:

- Student Name :
- Student IC No. * :
- Invoice No. * :
- Amount (RM) : Min RM 1

At the bottom of the form are 'Cancel' and 'Submit' buttons. Below the form, there are 'Notes':

1. Bill payments will be processed by payees within 24 hours from the date and time of successful transaction.
2. Bill payments for Stocks and Shares are as per purchase contract.
3. There are service fees for selected billers. The fee will be displayed at the Payment Confirmation page.

Note: if you do not have Invoice No, please enter your Std ID/IC no in the Invoice No field.

Step 6

Please print/print screen your acknowledgement payment (status successful) and email/fax to us (Finance Unit).